



# **Naperville Area Humane Society's Pet Care & Safety Patch Program**

## **Leader's Guide Brownie/Cub Scout Level Requirements**



## **Naperville Area Humane Society's Pet Care & Safety Patch Program Description**

Naperville Area Humane Society's Pet Care & Safety Patch Program consists of three levels: Daisy, Brownie/Cub Scout, and Junior Girl Scout/Boy Scout. At each level, the scouts do a variety of age-appropriate activities to teach her or him about being responsible pet people. All activities are done during troop meetings or at home.

The last activity the troop will do is visit the Naperville Area Humane Society for a tour (please schedule at least a month in advance). To schedule a tour, the troop leader should contact Kristen at 630-420-8989x117 or [kfunk@napervilleareahumanesociety.org](mailto:kfunk@napervilleareahumanesociety.org). Tours require a \$25 donation and are offered weekdays during our off public hours. Patches will be issued only after all activities and the tour are completed, and the cost of the patches per scout is \$2.

### **In order for the scouts to earn the Pet Care & Safety Patch the following must occur:**

- The scouts must complete the below activities before coming for the tour.
- The scouts must come to the tour prepared to talk and answer questions about the activities they did.

**LEADERS** - Please review the following with your troop before introducing the activities:

### *What is the Naperville Area Humane Society?*

The Naperville Area Humane Society is an animal shelter that cares for dogs and cats who don't have homes. Half of the animals are brought to us by their owners, and the other half come from Animal Care and Controls. *Who can think of a reason why someone might have to give up their pet?* The Naperville Area Humane Society takes good care of all the dogs and cats in their care and works very hard to find them new families to adopt them and give them a loving, life-long home.

## Naperville Area Humane Society's Pet Care & Safety Patch

### Brownie/Cub Scout Level

Scouts must complete the activities listed below, as well as visit the Naperville Area Humane Society for a tour (please schedule at least one month in advance). Tours are offered weekdays during off public hours. Please contact Kristen, the Humane Education Manager, at 630-420-8989x117 [kfunk@napervilleareahumanesociety.org](mailto:kfunk@napervilleareahumanesociety.org) to schedule a tour.

1. What kind of food is best for a dog or a cat? Dog or cat food! It is generally not a good idea for dogs and cats to eat people food. Why? Contact a veterinarian and ask him or her. Some of the things that people eat could be poisonous to dogs and cats. On page 5, list six things that you should never feed to a dog. Hint: Do an online search for “foods that are toxic to pets”.
2. Make a “Doggie Bag” by following the instructions on pages 6 and 7. You will fill your Doggie Bag with pictures of the items that pets need to be healthy and happy. When your Doggie Bag is complete, share it with your friends and family. Have them pick an item from the bag and try to guess what thing pets need from the picture represented.
3. How can you stay safe around dogs in your neighborhood? Take a look at the ‘Pet Safety in Your Neighborhood’ coloring sheet (page 8). (Make a copy for each troop member.) Here there are examples of smart ways to be around dogs you don’t know, and there are examples of not-so-smart ways to interact with strange dogs. Talk about the picture with your troop. Draw an “S” in the boxes near all of the people you see that are being safe and smart. Talk about what they are doing to make you think they are being safe. Draw a “U” in the boxes near the people you see that should not be doing what they are doing (answers on page 9). As a group, talk about how the unsafe people could become safer.
4. Learn how to behave around pets the RIGHT WAY! Find out when to play with them and when to leave them alone. Be an actress and act out the scenarios (pages 10-12) with your troop mates.
5. We are lucky to have dogs and cats in our lives because they are amazing animals! As a troop, read the AMAZING dog and cat facts on pages 13 and 14 to learn more about them.



7. You may be surprised to realize just how much we have in common with our pets! We need many of the same things. Complete the activity sheet on page 15 and talk about it with your troop.



## Six foods I promise to never feed to my dog...

1. \_\_\_\_\_
2. \_\_\_\_\_
3. \_\_\_\_\_
4. \_\_\_\_\_
5. \_\_\_\_\_
6. \_\_\_\_\_



Did you know...one of the most common ways that pets are poisoned is when people give them medicine meant for humans? Medicines such as acetaminophen (like Tylenol), ibuprofen (like Advil), and NSAIDs (like aspirin and Aleve) are safe for people, but could make a dog or cat VERY sick!

Go to: <http://www.asPCA.org/pet-care/poison-control/> and find the phone number for the ASPCA's Animal Poison Control Center.

Write the phone number here:

\_\_\_\_\_ - \_\_\_\_\_ - \_\_\_\_\_

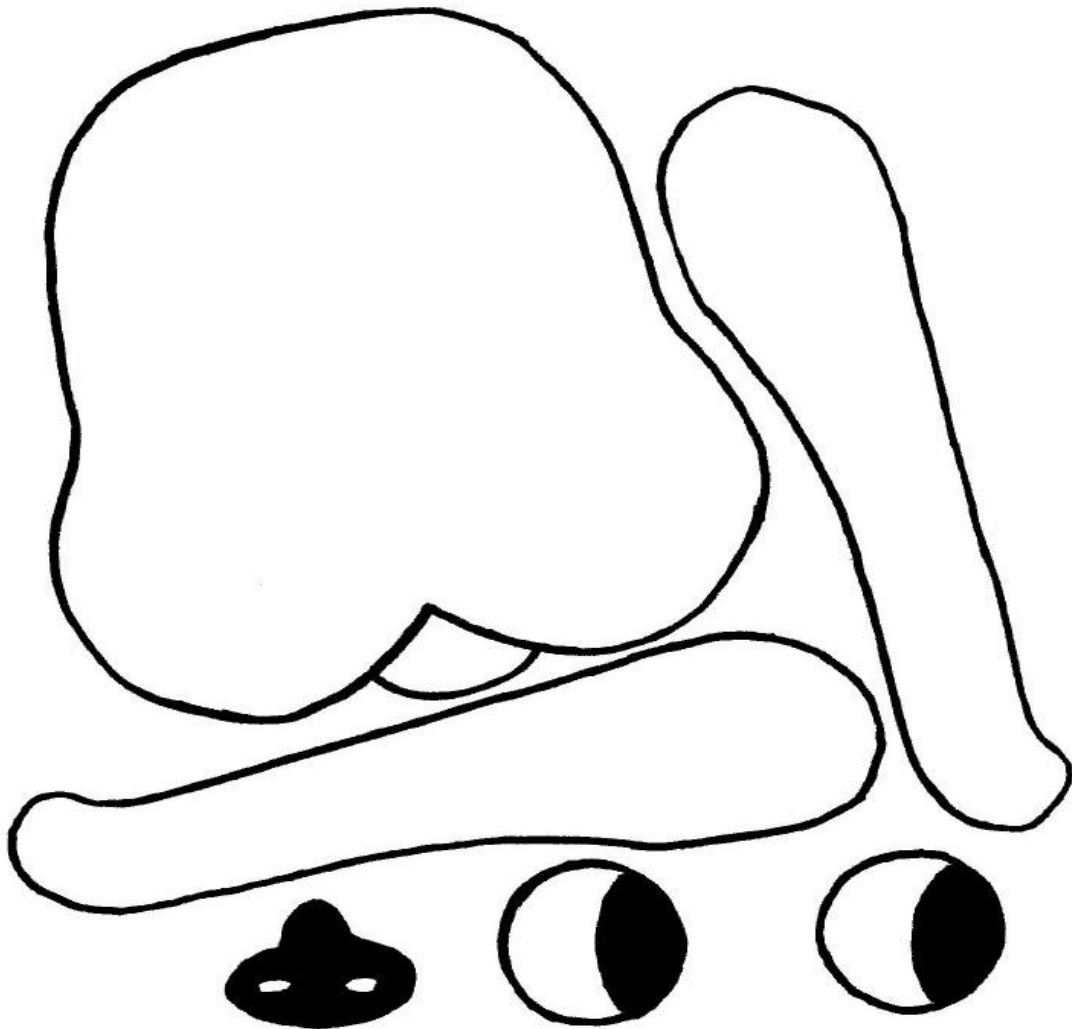
## Doggie Bag

Materials needed:

- Brown paper lunch bag, Construction paper, Glue, Scissors, Markers or crayons







Instructions:

- Cut out parts of pattern below
- Trace pattern pieces onto construction paper and cut them out.
- Glue pieces onto bag.
- Use markers, crayon, or any craft items you wish to decorate your bag.



## Doggie Bag

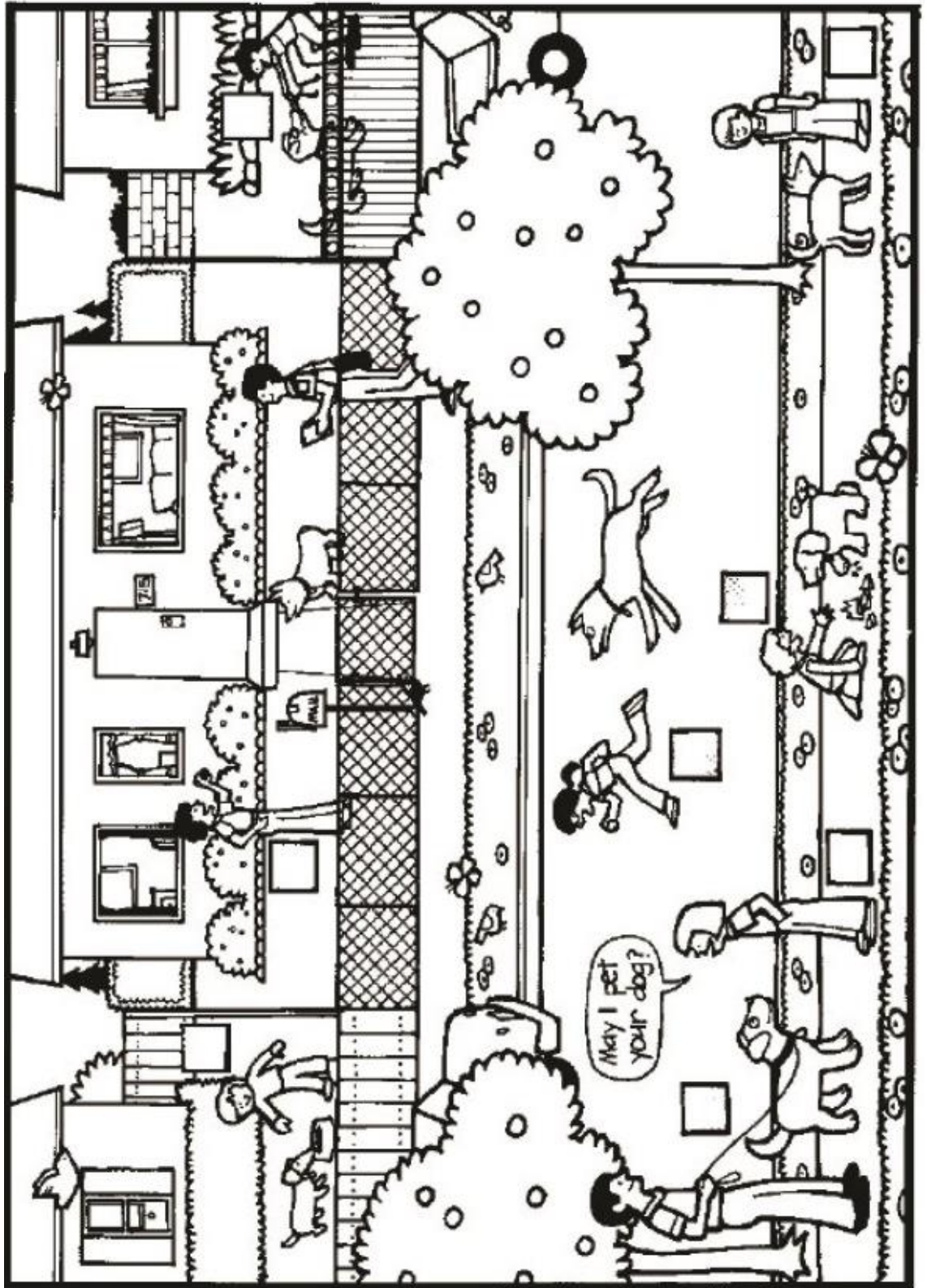
Color and cut out each item below, and place them into your completed Doggie Bag.



## Dog Bites Dos and Don'ts

Dog bites can be avoided when people behave safely around dogs and pet owners act responsibly.

Look at this picture. Write an 'S' in the box next to each example of someone behaving safely and responsibly with a dog. Write a 'U' in the box next to each example that shows unsafe behavior around a dog.





## Dog Bites Dos and Don'ts Answer Key

Did you recognize which examples in the picture showed someone behaving safely and responsibly with a dog? Were you able to spot examples on unsafe behavior? Check your answers here.

### **Safe, Responsible Behavior (S)**

- Always walk your dog on a leash. And, keep your cats indoors where they are safe from traffic and other animals.
- Before petting someone else's dog (or cat), ask the owner for permission. After getting permission to pet the dog, always let the dog sniff the back of your hand before petting him.
- When a dog approaches you, stand still and quiet. Keep your hands at your sides.
- When you are not walking your dog, keep him or her indoors with you, or in a fenced yard when he is getting some fresh air. Spend time playing with and caring for your pets each day.

### **Unsafe Behavior (U)**

- Don't approach a dog (or a cat) while he or she is eating, sleeping, or guarding something. Pets naturally guard their food, their babies, and their toys. Dogs also protect their owners, as well as the property that belongs to their owners, such as the owner's home, yard or car.
- Don't try to pull a toy, a stick, or any item from a dog's mouth.
- Don't run away from a dog that is chasing you. (A dog's natural instinct is to chase and catch someone who is running away. If you stand still, the dog will most likely stop, sniff you, and leave you alone when he or she realizes you are not a threat) also, don't chase or tease dogs or cats, and avoid petting or trying to pick up strange pets.
- Don't approach a dog (or any other animal) that is injured. Instead, tell an adult about the animal.

## How Should We Behave Around Animals?

*Members of the troop should take turns acting out the scenarios below.*

### Activity #1: A Cat Runs and Hides:

#### 1. Scenario #1

Cat: Is walking around the house.

Child #1: Sees cat and chases after her.

Cat: Hisses, runs into the corner and hides.

Child #1: Continues to approach cat.

Cat: Pretends to scratch child.

Ask the audience: Was this the right or the wrong thing for the child to do? How do you think the cat felt? Explain that an animal may bite when they are scared, when they feel cornered. The best thing we can do is to respect how they feel and leave them alone if that's what they want.

#### 2. Scenario #2

Cat: Is walking around the house.

Child #2: Approaches the cat slowly, holding her hand out.

Cat: Sniffs hand, then rubs up against the child. The cat walks away.

Child #2: The child says, "looks like she's had enough" and walks away.

Ask the audience: Was this the right or the wrong thing for the child to do? How do you think the cat felt? The child did the right thing. Just like us, sometimes animals like to be left alone. Maybe the cat just wanted to be by herself. It shows kindness and compassion to respect an animal's feelings.

## Activity #2: A Dog Is Eating His Food:

### 1. Scenario #1

Dog: The dog is eating her food.

Child #1: Walks over to the eating dog and playfully pretends to take the food away.

Dog: The dog growls angrily at the child.

Ask the audience: Was this the right or the wrong thing for the child to do? Why do you think the dog reacted that way? Explain that dogs like to protect things. What does protect mean? It means to keep something safe. What else might a dog protect? Her puppies, toys, owner, home, yard, a bone, etc. Does this make dogs mean? No! It is normal dog behavior. We have to respect that.

### 2. Scenario #2

Dog: The dog is eating her food.

Child #1: The child notices the dog, but keeps on walking.

Dog: The dog looks at the child but continues to eat.

Ask the audience: Was this the right or the wrong thing for the child to do? The best thing to do if you see a dog protecting something is to leave him alone. A dog, even your own dog, might bite if she thinks you are trying to take something valuable away from her. The smart thing to do is to keep on walking!

### Activity #3: A Cat Is Sleeping:

#### 1. Scenario #1

Cat: The cat is sleeping soundly, curled up in a ball on the floor.

Child #1: Walks over to the cat and puts her hand on the cat's side shaking the cat, waking her up suddenly.

Cat: The cat jumps up, hisses, and arches her back. She lets out a loud g-r-r-r-r-r-r-owl.

Ask the audience: Was this the right or the wrong thing for the child to do? Just like us, dogs and cats sleep and dream. If an animal is peacefully asleep and then is suddenly woken up, the animal might be confused and scared, and they might not recognize you right away. There is a chance that they might bite.

#### 2. Scenario #2

Cat: The cat is sleeping soundly, curled up in a ball on the couch.

Child #2: The child, in another room, decides to play with the cat. She walks in the room and sees the cat sleeping on the couch. The child say to herself, "I would really like to play with Kitty right now, but I see that she is sleeping. I will come back later".

Ask the audience: Was this the right or the wrong thing for the child to do? Learning about the natural behaviors of our dog and cat friends will allow us to stay safe around them and to appreciate them more. They will appreciate us more too!

## Your AMAZING dog!!!

Dogs are about as smart as a two- or three-year-old child. They can understand about 150-200 different words.

It is believed that dogs see in color, probably in shades of reds and greens or blues and yellows. They can see better when the light is low.

Dogs can smell about 1,000 times better than humans. Dogs have wet noses to help them smell better.

The average dog can run about 19 mph. Greyhounds are the fastest dogs and can run at speeds of 45 miles per hour.

No other animal has been as loyal and trusting of a companion to humans as the dog. That's why dogs are called 'Man's Best Friend'.



A dog can hear sounds four times farther away than a human can. Eighteen muscles or more

Dogs have three eyelids. The third lid, called a "haw," keeps the eye moist and protected.

Dogs pant to cool off. They don't sweat like humans do.

Dogs wag their tails when they are happy, but they can also wag their tails when they are nervous or angry.

As a troop, take turns reading each of the amazing dog facts. If you have a dog, tell your troop members one thing about your dog that makes him special and unique. If you don't have a dog, tell your troop members what you like or admire about dogs.

## Your AMAZING cat!!!

Cats average 16 hours of sleep a day, more than any other mammal.

A cat can jump as much as seven times its height.

A cat in a hurry can run about thirty-one miles per hour.

People who are allergic to cats are actually allergic to the cat's saliva.

Cats love to hear the sound of their own name and your voice, so talk to them often!

In addition to using their noses, cats can smell with the Jacobson's organ, located in the upper surface of the mouth. This is why your cat might open his mouth when smelling something.

Cats can see up to 120 feet away.

Calico cats are almost always female.



A cat uses his whiskers as "feelers" to determine if a space is too small to squeeze through.



A cat's tail plays a vital part in the cat's balance and in the "righting reflex" that allows him to land on his feet after falling.

Black cats are NOT bad luck. In fact, many cultures consider black cats to be GOOD luck.

As a troop, take turns reading each of the amazing cat facts. If you have a cat, tell your troop members one thing about your cat that makes him special and unique. If you don't have a cat, tell your troop members what you like or admire about cats.

## Things We Need In Common With Our Pets!

You may be surprised to realize just how much we have in common with our pets. We need many of the same things! Below is a list of NEEDS. Place an “X” in the box under ME if the need is something you need. Place an “X” in the box under MY PETS if the need is something pets need. How many of these needs do we share with our pets?

DIFFERENT NEEDS	 ME	 MY PETS
Exercise for a healthy body.		
A clean, safe place to live.		
To go to the doctor for check-ups and shots.		
Fresh, clean water each day.		
To learn things, like how to behave.		
Healthy food each day.		
People to be our friends and spend time with us so we don't get lonely.		
Comb our hair, take a bath, brush our teeth.		
For others to be patient and understanding with us.		
A loving family.		



Can YOU help make sure your pets get all of the things they need?



## **Purchase Your Naperville Area Humane Society Pet Care & Safety Patches after your shelter tour!**

*Patches are available for \$2.00 each and can be purchased after the tour of our shelter.*



Educational tours will review everything in this packet as well as give the kids a full "behind the scenes" tour of our animal shelter, which includes a discussion about NAHS and operations.

Tours are offered year round by appointment and are offered to groups totaling 15 or less. There is a \$25 donation required for each tour (a \$2 per person additional fee is for any tour over 15 people). Some groups also elect to do a service project and collect supplies for NAHS. Please see our wish list on the next page to learn more about the types of items needed.



## WISH LIST

- Clay & Clumping Cat Litter
- 55-gallon Trash Bags
- Soft Dog Treats
- Gallon, quart, &/or sandwich size zip-lock baggies
- Rawhides (USA Made, Large)
- Dog/Puppy/Cat/Kitten Food (grain-free & fish-free)
- Painter's Tape
- Can Dog/Puppy/Cat/Kitten Food (grain-free & fish-free)
- KMR (Kitten Milk Replacer, powder or liquid)
- Ice Cream Cones (plain, not sugar or waffle)
- First Class and Postcard Postage
- Rolled Oats
- Disposable, surgeon-type rubber gloves (size large)
- Dog & Cat Toys
- Rolled Oats
- Painter's Tape
- Chicken Broth
- Paper Towels
- Dixie Cups
- Powdered Milk
- Honey
- Peanut Butter
- Wheat Germ
- Liquid Watercolors
- Dishwasher Soap (tabs/pods)
- Hand Sanitizer
- Liquid Hand Soap
- Acid-Free Watercolor Paper
- Acrylic Paint (non-toxic)
- Tempera Paint (non-toxic)
- Colored Sidewalk Chalk

### **Children's Books:**

Donate a children's book from our book list to our Paws for Tales reading program which helps children struggling with reading skills.

### **Free Ways to Help Naperville Area Humane Society:**

Aluminum can recycling: Drop off aluminum cans at the Naperville Area Humane Society in the open trailer behind the shelter.

Inkjet cartridges: Donate non-refurbished empty inkjet cartridges for NAHS to redeem for credit at area office supply stores.

### **Support NAHS While You Shop:**

iGive.com: From our website, click "You Can Help," "Donating to NAHS," then "iGive.com". Register and select Naperville Area Humane Society as your charity of choice, and shop the more than 680 retail stores.

US Bones gives us 25% of your order's value if you select Naperville Humane Society from the drop-down box. Visit [www.USBones.com](http://www.USBones.com) to place an order for your pet supply needs.

ShelterCare Insurance will donate \$25 for each pet insurance policy purchased via the link on our website's homepage, [www.NapervilleAreaHumaneSociety.org](http://www.NapervilleAreaHumaneSociety.org).